

EZ-POWER
EQUIPMENT

ez-power.co



EZ-KU27

Standard Specifications:

1- Prime Rating:

Unlimited hours usage, with an average load factor of 80% over each 24 hour period. 10% overload is available for 1 hour in every 12 hours operation. 0 overload is permitted on standby power.

2- Standby Rating:

Limited to 500 hours annual usage, with an average load factor of 80% of the published standby power rating over each 24 hour period. Up to 300 hours of annual usage may be run continuously. No overload is permitted on standby power.

3- Engine:

Kubota, including air filters, fuel filters, oil filter, starting motor and charging alternator etc.

4- Alternator Type:

brushless AC alternator

5- Radiator:

50°C, fan protective shroud

Powered By:



Output Rating:



PRIME:		STANDBY:	
60 Hz—1800 Rpm 4 80 V, 3ph			
24 kVA	19.2 kW	27 kVA	21.6 kW

ENGINE SPECIFICATIONS

Engine Make	KUBOTA
Engine Model	V2203-E2-BG
No. of Cylinders	4 vertical in-line
Cycle	4 Strokes
Induction System	Naturally Aspirated
Cooling Method	Water cooled
Governing Type	Mechanical +/-5% (Electronic)
Compression Ratio	22
Displacement	2.197 L
Bore/Stroke	87 x 92.4

ALTERNATOR SPECIFICATIONS

Alternator Make	Leroy Somer I Stamford
Alternator Model	TAL-040-F
Number of Poles	4
Winding Pitch	2/3
Insulation Class - Temp Rise	H
Ingress Protection Rating	IP 23
Excitation System	SHUNT
AVR Model	R120

COMPLY WITH STANDARDS

ISO 3046, BS 5514, DIN 6271, NEMA-MGI, DIN EN, BS 5000, IEC 60034,IEC 60947-2

ALTERNATOR OPERATING DATA


Over speed	2250 rpm
Voltage Regulation	+ 1%_
Harmonic Coefficient THF	< 3.5%
Tel. influence TIF	< 50
Cooling air flow	0.07m3/ Sec




+966 556660440



Riyad | Jeddah | Tabuk



Info@Ez-power.co



EZ-POWER

EQUIPMENT

ez-power.co



Standard Specifications:

6- Fuel Tank:

Capacity of fuel tank is for 8-10 hours running
Built in fuel tank up to 800 kVA

7- Circuit Breaker:

3 pole LS MCCB

8- Control system alarms:

- Over and Under Speed
- Low and High Battery Volt.
- Start and Stop Failure
- Over current Under / Over Generator Voltage
- Low Oil Pressure
- Emergency stop High engine temperature

9- Warranty policy:

- Ez power products has a warranty for 12 Months or 1000 hours whichever occurs first against any manufacturing defects
- Wearing parts (filters), incorrect man made operation, maintenance failures are excluded from the warranty policy

Control System:

Large back-lit text display

Multiple display languages

DSENET expansion compatible

Data logging facility

Fully configurable via PC using USB communication

Front panel configuration

Efficient power save mode

3 phase generator sensing

Accumulated power monitoring (kWh, kVA h, kVAr h)

Generator/load current monitoring and protection (kW)

Breaker control via fascia buttons

Fuel and start outputs, configurable using can
4 configurable DC outputs

4 configurable analogue/digital inputs

Automatically transfers between mains (utility) and generator

Increased input and output expansion capability via dseNET

IP65 rating (with optional gasket) offers increased resistance to water ingress
Digital inputs; Analogue Inputs



DSE4520 MKII

AUTO START & AUTO MAINS
FAILURE CONTROL


Dimensions:

	Length (mm)	Width (mm)	Height (mm)	Fuel Tank (L)	Weight (KG)
OPEN	1650	775	1175	100	800
CLOSED	2000	950	1495	100	1300



Acoustic Enclosure Specifications:

Enclosure Type	Acoustic & Weather Proof
Drainage Provision	Fuel and Water Drainage
Transportation	Tested Single Point Lifting Facility & Forklift Pockets
Ingress Protection Rating	IP 23
Lifting	ISO Standard Lifting TAL
Canopy RAL Color	9010 RAL 9011
Base frame RAL Color	
Noise Pressure level @ 7m	66db(A) @ 7mt




+966 556660440



Riyad | Jeddah | Tabuk



Info@Ez-power.co



EZ-POWER

EQUIPMENT

ez-power.co



Engine:



COOLING SYSTEM	
Total Coolant Capacity	(L) 8.1
Cooling Fan Air Flow	0.07 m3/ min
Radiator Fan Load	0.80

LUBRICATION SYSTEM	
Total Oil Capacity	7.6 L
Oil Type	API-CH-4 or ACEA E5

EXHAUST SYSTEM	
Muffler Type	Industrial Grade
Max. Back Pressure	7.1
Exhaust Gas Flow (PRP/ESP)	5.17
Exhaust Gas Temperature	500

FUEL SYSTEM	
Recommended Fuel	Class A2 Diesel
Fuel Consumption 100%	5.2
Fuel Consumption 75%	3.9
Fuel Consumption 50%	2.6
Fuel Consumption 25%	1.3
AIR SYSTEM	
Air Filter Type	

Combustion Air Flow (PRP)	Dry Element
Combustion Air Flow (ESP)	1.10 m3/min
Max Air Filter Intake Restriction	1.10 m3/min
	6.4kPa

Optional configurations:

Engine accessories:

- Heavy-duty air filter
- Coolant heater
- Lubricant oil heater
- Fuel and Water Separator
- Lube oil rotary pump

Alternator And Accessories:

- Leroy somer/stamford
- Anti condensation heater
- PMG + AVR
- alternator High voltage _____kV
- RTDs for Bearing and winding

Cooling System:

- 55 degree Radiator
- Remote Radiator

Control System:

- AMF
- Parallel
- Practical type in low temperature environment
- Control Screen Heater
- Remote Annunciators
- Other (Comp, DEIF)

Circuit Breaker:

- 3/4 poles
- Fixed/handcart type
- Electric mechanism

Automatic Transfer Switch (ATS):

- ATS cabinet
- Contractor type ATS
- Motorized changeover type ATS

Start Battery:

- Nickel-cadmium battery
- Maintenance-free battery
- Battery charger and selector switch
- Charging current meter

External Fuel Tank:


- Single /double wall fuel tank
- Fuel Transfer pump (500-5000 L)

Exhaust Muffler:

- Residential grade
- Critical grade
- Hospital grade

Available for voltages :


- 400/230V, 480/277V, 380/220V, 440/254V,
- 416/240V,220/127V, 208/120V



+966 556660440



Riyad | Jeddah | Tabuk



Info@Ez-power.co